


Fire Safety Always Starts With You!

My Fire-Safety Coloring and Activity Book.



Draw a picture of yourself. →

My name is: _____

My school is: _____


I live at: _____

My phone # is: _____



TIA MAN:

"AMERICA'S SAFETY
SUPERHERO!"

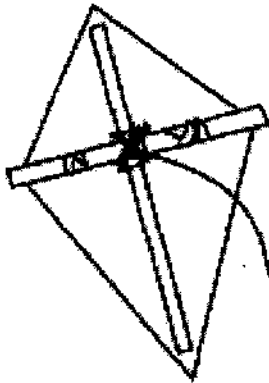
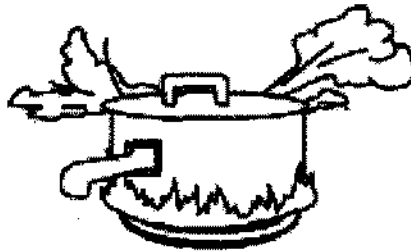


Hello! I'm TIA Man, and I want to show you how to be Fire Safe!


Fire is NOT a toy!

Circle in RED the things that only grown-ups should touch.

Circle in BLUE what you can touch.



Hey kids! Remember fire is no fun, IT BURNS! So if you find matches or lighters give them to a grown-up.



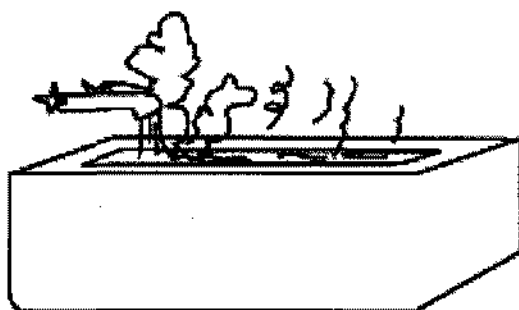


If you find matches, tell a grown-up where they are.

What's Hot! What's Not!




Circle things
that are hot
in RED.




Circle things
that are cool
in BLUE.



Don't forget kids, just
because there's not a fire
doesn't mean that it isn't
hot.





Stay safe and let a grown-up cook.

STOP! DROP! and ROLL!

STOP

- running makes the fire worse



DROP

- to the floor



ROLL


- back and forth covering your face with your hands. This puts the fire out.




If your clothes catch on fire, follow these 3 steps.

THEN...

- Once the fire's out:
- cool the burn with water.
- then, call for help.





Thank You for being fire safe!

Illustrations by: Jonathan Therrell



**3964 Old U.S. Highway 41 North
Valdosta, GA 31602**

Ph (229) 242-5377 Fx (229) 247-4704